

CERTIFICATE OF ANALYSIS

PRODUCT NAME: CBD Softgels
PRODUCT STRENGTH: 25 mg
FILL LOT NUMBER: 2007701
SOFTGEL LOT NUMBER: T288
BEST BY DATE: 09/17/21

Click on the links to view third party reports!

Physical Attributes

Test	Method	Specification	Results
Color	SOP-100	Golden to Amber	PASS
Odor	SOP-100	N/A	PASS
Appearance	SOP-100	Dry, ovoid softgel capsules in container with lid and shrinkband	PASS
Primary Package Eval.	SOP-132	Container clean and free of filth. Container caps tight and shrink band intact	PASS
Secondary Package Eval.	SOP-132	Labeling Compliance Checked, Cartons sturdy and clean. Sufficient cushion material exists. Box taped and secure.	PASS

Review of Third-Party Analysis

Panel	Method	Specification	Results*	Pass/Fail
Potency - Total CBD	SOP-111	23.75-31.25 mg CBD LOQ**: 10 PPM† (0.001%)	27.2	PASS
Potency - D9-THC	SOP-111	None Detected LOQ: 10 PPM (0.001%)	ND	PASS
FL Compliant Pesticide Panel	SOP-111	Florida State Hemp Program Rule 5B-57.014: Action Limits for Pesticides	LOQ	PASS
Microbial - Total Plate Count	SOP-111	Complies with USP 61/62	BELOW LOD	PASS
Microbial -Yeast and Mold	SOP-111	Complies with USP 61/62	BELOW LOD	PASS
Microbial - Coliforms and bacteria (including Ecoli and Salmonella)	SOP-111	Complies with USP 61/62	BELOW LOD	PASS
CA Compliant Heavy Metal Panel	SOP-111	Arsenic (As): ≤1.5 PPM Cadmium (Cd): ≤0.5 PPM Mercury (Hg): ≤1.0 PPM Lead (Pb): ≤0.5 PPM	>LOQ	PASS
MT Compliant Residual Solvents Panel	SOP-111	Montana Public Health and Human Services Rule 37.107.316	ND	PASS

* Level of Quantitation, † Parts Per Million

Quality Certified by: *Darcie Moran* 04.07.2020
 Darcie Moran Date
 Manager of Quality Assurance



ACCU Bio-Chem
LABORATORIES

1755 Victory Blvd. Glendale, CA 91201
Tel: 818.547.3221 Email: acculab@accubclabs.com
www.accubclabs.com

COA No.:	M-JO032520-01
COA Date:	03/30/20
Sample Rec'd Date:	03/25/20
ISO/IEC 17025:2005 Standard	Page 1 of 1


MICROBIOLOGICAL CERTIFICATE OF ANALYSIS

Sample Description: *Softgel 25mg*
 Sample Batch/Lot No.: 2007701
 ACCU Laboratory Ref.: 0728876
 Purchase Order No.: N/A
 Test Method: USP
 Notes: N/A

Analysis:

Results:

Total Plate Count:	<10 CFU / g
Yeast & Mold Count:	<10 CFU / g
Bile-Tolerant g- Bacteria (coliforms):	Negative
Escherichia coli:	Negative
Salmonella:	Negative

Approved By: 
 Vano Baghdasarian, Laboratory Director

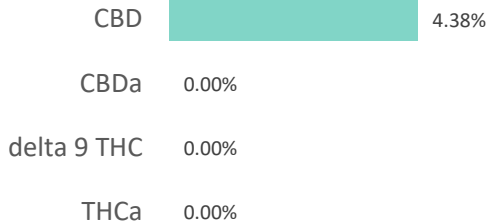
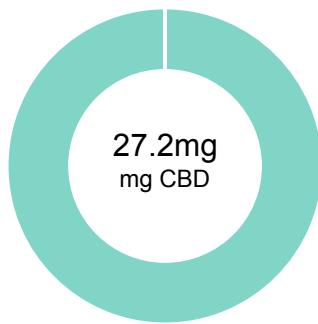
The results of this test relate only to the samples tested. This test report shall not be reproduced except in full, without written approval of the lab. ACCU Labs shall have no liability to anyone with respect to any interpretations or uses of the COA report, decisions made, or actions taken as a result of or based on the data reported.
 Abbreviations: g -: gram negative; g +B: gram positive Bacilli; g +C: gram positive Cocci; TPC: Total Plate Count; TNTC: Too Numerous to Count

Document Information

File Name and Version: LF-510-01 Certificate of Analysis – V. Micro v.02 | Effective Date: 07/25/19 | Status: Approved by Vano Baghdasarian

SG25-T288

Batch ID:	SG25-T288	Test ID:	9882551.0044
Reported:	26-Nov-2019	Method:	TM14
Type:	Unit		
Test:	Potency		

CANNABINOID PROFILE


Compound	LOQ (mg)	Result (mg)	Result (mg/g)
Delta 9-Tetrahydrocannabinolic acid (THCA-A)	0.28	0.00	0.0
Delta 9-Tetrahydrocannabinol (Delta 9THC)	0.14	0.00	0.0
Cannabidiolic acid (CBDA)	0.35	0.00	0.0
Cannabidiol (CBD)	0.20	27.20	43.8
Delta 8-Tetrahydrocannabinol (Delta 8THC)	0.16	0.00	0.0
Cannabinolic Acid (CBNA)	0.39	0.00	0.0
Cannabinol (CBN)	0.17	0.00	0.0
Cannabigerolic acid (CBGA)	0.25	0.00	0.0
Cannabigerol (CBG)	0.14	0.00	0.0
Tetrahydrocannabivarinic Acid (THCVA)	0.24	0.00	0.0
Tetrahydrocannabivarin (THCV)	0.13	0.00	0.0
Cannabidivarinic Acid (CBDVA)	0.33	0.00	0.0
Cannabidivarin (CBDV)	0.18	0.00	0.0
Cannabichromenic Acid (CBCA)	0.21	0.00	0.0
Cannabichromene (CBC)	0.26	0.00	0.0
Total Cannabinoids		27.20	43.81
Total Potential THC**		0.00	0.00
Total Potential CBD**		27.20	43.81

NOTES:

of Servings = 1, Sample Weight=0.62082g

N/A

% = % (w/w) = Percent (Weight of Analyte / Weight of Product)


* Total Cannabinoids result reflects the absolute sum of all cannabinoids detected.

** Total Potential THC/CBD is calculated using the following formulas to take into account the loss of a carboxyl group during decarboxylation step.

$$\text{Total THC} = \text{THC} + (\text{THCa} * (0.877)) \text{ and Total CBD} = \text{CBD} + (\text{CBDa} * (0.877))$$
FINAL APPROVAL


Ryan Weems
 26-Nov-2019
 10:17 AM

PREPARED BY / DATE



Greg Zimpfer
 26-Nov-2019
 11:10 AM

APPROVED BY / DATE

Testing results are based solely upon the sample submitted to Botanacor Laboratories, LLC, in the condition it was received. Botanacor Laboratories, LLC warrants that all analytical work is conducted professionally in accordance with all applicable standard laboratory practices using validated methods. Data was generated using an unbroken chain of comparison to NIST traceable Reference Standards and Certified Reference Materials. This report may not be reproduced, except in full, without the written approval of Botanacor Laboratories, LLC. ISO/IEC 17025:2005 Accredited A2LA Certificate Number 4329.02



Certificate #4329.02



Customer: My CBD Test
Product identity: SG25-T288
Client/Metric ID: .
Laboratory ID: 19-014051-0003

Summary

Pesticides:

All analytes passing and less than LOQ.

Metals:

Less than LOQ for all analytes.

Microbiology:

Less than LOQ for all analytes.



Customer: My CBD Test

Product identity: SG25-T288
Client/Metric ID: .
Sample Date:
Laboratory ID: 19-014051-0003
Relinquished by: Received By Mail
Temp: 17.3 °C

Sample Results

Microbiology								
Analyte	Result	Limits	Units	LOQ	Batch	Analyze	Method	Notes
E.coli	< LOQ		cfu/g	10	1910573	11/22/19	AOAC 991.14 (Petrifilm)	X
Total Coliforms	< LOQ		cfu/g	10	1910573	11/22/19	AOAC 991.14 (Petrifilm)	X
Mold (RAPID Petrifilm)	< LOQ		cfu/g	10	1910572	11/22/19	AOAC 2014.05 (RAPID)	X
Yeast (RAPID Petrifilm)	< LOQ		cfu/g	10	1910572	11/22/19	AOAC 2014.05 (RAPID)	X



Pesticides Method AOAC 2007.01 & EN 15662 (mod) Units mg/kg Batch 1910614 Analyze 11/20/19 04:50 PM

Analyte	Result	Limits	LOQ	Status	Notes	Analyte	Result	Limits	LOQ	Status	Notes
Abamectin	< LOQ	0.50	0.250	pass		Acephate	< LOQ	0.40	0.250	pass	
Acequinocyl	< LOQ	2.0	1.00	pass		Acetamiprid	< LOQ	0.20	0.100	pass	
Aldicarb	< LOQ	0.40	0.200	pass		Azoxystrobin	< LOQ	0.20	0.100	pass	
Bifenazate	< LOQ	0.20	0.100	pass		Bifenthrin	< LOQ	0.20	0.100	pass	
Boscalid	< LOQ	0.40	0.200	pass		Carbaryl	< LOQ	0.20	0.100	pass	
Carbofuran	< LOQ	0.20	0.100	pass		Chlorantraniliprole	< LOQ	0.20	0.100	pass	
Chlorfenapyr	< LOQ	1.0	0.500	pass		Chlorpyrifos	< LOQ	0.20	0.100	pass	
Clofentezine	< LOQ	0.20	0.100	pass		Cyfluthrin	< LOQ	1.0	0.500	pass	
Cypermethrin	< LOQ	1.0	0.500	pass		Daminozide	< LOQ	1.0	0.500	pass	
Diazinon	< LOQ	0.20	0.100	pass		Dichlorvos	< LOQ	1.0	0.500	pass	
Dimethoate	< LOQ	0.20	0.100	pass		Ethoprophos	< LOQ	0.20	0.100	pass	
Etofenprox	< LOQ	0.40	0.200	pass		Etoxazole	< LOQ	0.20	0.100	pass	
Fenoxycarb	< LOQ	0.20	0.100	pass		Fenpyroximate	< LOQ	0.40	0.200	pass	
Fipronil	< LOQ	0.40	0.200	pass		Fonicamid	< LOQ	1.0	0.400	pass	
Fludioxonil	< LOQ	0.40	0.200	pass		Hexythiazox	< LOQ	1.0	0.400	pass	
Imazalil	< LOQ	0.20	0.100	pass		Imidacloprid	< LOQ	0.40	0.200	pass	
Kresoxim-methyl	< LOQ	0.40	0.200	pass		Malathion	< LOQ	0.20	0.100	pass	
Metalaxyl	< LOQ	0.20	0.100	pass		Methiocarb	< LOQ	0.20	0.100	pass	
Methomyl	< LOQ	0.40	0.200	pass		MGK-264	< LOQ	0.20	0.100	pass	
Myclobutanil	< LOQ	0.20	0.100	pass		Naled	< LOQ	0.50	0.250	pass	
Oxamyl	< LOQ	1.0	0.500	pass		Paclobutrazole	< LOQ	0.40	0.200	pass	
Parathion-Methyl	< LOQ	0.20	0.200	pass		Permethrin	< LOQ	0.20	0.100	pass	
Phosmet	< LOQ	0.20	0.100	pass		Piperonyl butoxide	< LOQ	2.0	1.00	pass	
Prallethrin	< LOQ	0.20	0.200	pass		Propiconazole	< LOQ	0.40	0.200	pass	
Propoxur	< LOQ	0.20	0.100	pass		Pyrethrin I (total)	< LOQ	1.0	0.500	pass	
Pyridaben	< LOQ	0.20	0.100	pass		Spinosad	< LOQ	0.20	0.100	pass	
Spiromesifen	< LOQ	0.20	0.100	pass		Spirotetramat	< LOQ	0.20	0.100	pass	
Spiroxamine	< LOQ	0.40	0.200	pass		Tebuconazole	< LOQ	0.40	0.200	pass	
Thiacloprid	< LOQ	0.20	0.100	pass		Thiamethoxam	< LOQ	0.20	0.100	pass	
Trifloxystrobin	< LOQ	0.20	0.100	pass							

Metals

Analyte	Result	Limits	Units	LOQ	Batch	Analyze	Method	Notes
Arsenic	< LOQ		mg/kg	0.100	1910686	11/21/19	AOAC 2013.06 (mod.)	X, H
Cadmium	< LOQ		mg/kg	0.100	1910686	11/21/19	AOAC 2013.06 (mod.)	X, H
Lead	< LOQ		mg/kg	0.100	1910686	11/21/19	AOAC 2013.06 (mod.)	X, H
Mercury	< LOQ		mg/kg	0.100	1910686	11/21/19	AOAC 2013.06 (mod.)	X, H



These test results are representative of the individual sample selected and submitted by the client.

Abbreviations

Limits: Action Levels per OAR-333-007-0400, OAR-333-007-0210, OAR-333-007-0220

Limit(s) of Quantitation (LOQ): The minimum levels, concentrations, or quantities of a target variable (e.g., target analyte) that can be reported with a specified degree of confidence.

† = Analyte not NELAP accredited.

Units of Measure

cfu/g = Colony forming units per gram

mg/kg = Milligram per kilogram = parts per million (ppm)

% wt = $\mu\text{g/g}$ divided by 10,000

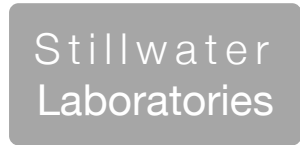
Glossary of Qualifiers

H: Holding time was exceeded.

X: Not ORELAP accredited.

Approved Signatory

Derrick Tanner
General Manager




https://portal.a2la.org/scopepdf/4961-01.pdf

Sample Handling

test ID sample date 2/19/20 3:22 PM
order 6618 labID 0XB34 weight
source

Table with 3 columns: Methods, method, equipment. Rows include weights, potency, terpenes, pesticides, mycotoxins, microbial, solvents, and metals.

edible



Potency % estimated error Terpenes % estimated error % estimated error

potency not tested

terpenes not tested / not required

Table with 10 columns: Solvents, MT limit, 0XB34, LOQ, Pesticides (MT), MT limit, 0XB34, LOQ, Pesticides (other), 0XB34, LOQ. Includes solvents like propane, butanes, pentanes, hexanes, etc.

pesticides not tested / not required

not tested / not required

Toxic Metals MT limit 0XB34 LOQ

metals not tested / not required

Microbial MT limit 0XB34 LOQ

microbial not tested

Comments

All testing was completed onsite at 6073 US93N, Olney MT. Potency (cannabinoid concentration) is calculated from the equation: [cannabinoid] = [cannabinoid]HPLC x volume_dilution / m_dry.

Certified by:

Handwritten signature of Kyle Larson

Kyle Larson, MSc (Biology) Deputy Director 6073 US93N, Olney MT 59927 406-881-2019 rdb@stwlabs.com

Printed 2/22/2020 8:01 AM